

Crappie NOW

On-Line Magazine

June 2016 - Issue #64



fishhound
real-time fishing reports

Crappie.com



Spring-Summer Transition

Features

Jig Selections for Warming Waters.....4

by Tim Huffman

Choosing the right jig results in more crappie. Read about longlining and jigging crappie success.



Apply Tournament Tactics to Weekend Fishing...10

by Darl Black

You may not have a desire to fish in tournaments but you can apply some of their tricks and tips to your fishing.



Nightstalking for Crappie.....20

by Terry Madewell

Beating the heat and catching numbers of crappie are both advantages of fishing at night.



Alabama Wildlife Federation.....26

by Tim Huffman

The AWF provided education for kids and adults, with 6000 youth to receive programs this spring.



Departments

Vern's Cooking & Tidbits....30

Crappie Calendar....43

Tournament Results....34

Crappie Clubs....48

PUBLISHER

Dan Dannenmueller

CO-PUBLISHER

T.J. Stallings

EDITOR/ SR. WRITER

Tim Huffman

WRITERS

Darl Black

Vic Attardo

Terry Madewell

Brad Wiegmann

Ron Presley

Vernon Summerlin

John Neparadny, Jr

LAYOUT

Eric Lambert

VALUED READER

You

Contact us at:

info@crappienow.com

Crappie NOW is a publication of KMS-Inc.

No portions may be reproduced without written permission.

© Copyright 2016

Opening Cast

Last month I was working the Crappie Masters tournament on the Alabama River. A media/fisherman event followed. Therefore, I got to spend some time on the water even though most of it was with a camera or recorder in my hand. The moss on the trees there create a mood, the river offers a wide variety of fishing situations, and there is great southern hospitality in the area. It makes the Alabama River a great go-to destination. You'll see a few photo sections and articles from the trip in this issue.



Summer is quickly approaching with the far northern lakes being in spawn or post-spawn. Fishermen in the southern and middle states are seeing crappie move into summer patterns. More stable weather patterns can produce consistent crappie catching. I'm looking forward to getting in on some June fishing. I'll let you know how that works out.

Writer Darl Black has a great article this month about how to apply tournament tips and tricks to your fishing to catch more fish. There's nothing fancy or complicated, just straightforward tips. The Q&A session covers the same subject with the Crappie Masters staff getting a shot at sharing good tips.

Another article discusses how to night fish. When the temperatures begin to soar it's a good way to beat the heat. Plus, if you are on the right lake and the right spot, catching can be as good or better than any other time. It's a good way for buddies or a family to share a boat, relax and catch crappie.

When a magazine is full of good, exciting stuff it's fun to produce. Hope you enjoy and pick up a few fish-catching tips.

Good fishin' & God Bless,
Tim Huffman, Sr. Writer/Editor

Fisherman Jay Johnson with an Alabama River crappie. photo by Tim Huffman

Jig Selections for Warming Waters

By Tim Huffman

Late spring and early summer mean fish have spawned, gone through post-spawn and are in transition from spring to summer patterns. Whether you live north or south determines the water temperatures and stage of this transition process.

Catching crappie is a matter of picking the right spot and making a good presentation. That sounds simple, but there are many factors in picking the right place for the season and knowing crappie movements. The presentation includes the right depth, speeds, baits and several small but important details.

Picking baits is part of the fun of fishing. Minnow choices include large, medium and small; types include silver, rosy red and a fathead/tuffy. Jigs choices include: diameter size; length; plastic, hair, mylar or other materials; and shapes that include a basic grub or tube, minnow/shad shapes, and critter designs. Since jigs are the most fun, our article will focus upon the artificial side of fishing.

Longline Trolling

"Today we are pulling six poles out the back and two out of the front," says Alabama fisherman, Jay Johnson (pictured on the magazine cover). "The rods out the back are short but we use long poles out the front to get the jigs out away from the boat and where they won't interfere with the back lines."

Johnson uses 6-pound test line with tandem jigs. Two 1/32-ounce jigs are common and so is a 1/32 and 1/16 combo to add a little more weight. Casts are made with the length being kept as consistent as possible, approximately 20 yards.

"We fish at 0.7 to 1.2 mph depending upon the depth we want to fish. We will stay at a consistent speed if we are catching fish. That means the depth of the jigs are where they need to be. If we get into deeper water we slow down to put them deeper. If we come up into a shallow area or go over a hump we speed up to

bring the jigs up higher in the water. "

Jig depth is a combination of line length, bait weight and boat speed. Line diameter and the type of jig makes a difference but when kept consistent they can be ignored. By keeping the line length the same along with consistent jig weights, the boat speed is used to control bait depth.

"I'll use a variety of heads and I pour my own," says Johnson. "Sometimes a Road Runner head used with a jig body is good for adding flash and more bites. When trolling I prefer paddle tail and curly tails styles. When the jigs are moving it's an advantage to have something with a lot of action."

Two jigs we included on our trip were the Panfish Assassin 2-inch Curly Shad and

Jigs for vertical jigging are different than for trolling. Shad and minnow imitators are good choices.

2-inch Crappie Dapper. They both met the requirements of good tail action when pulled and they caught fish.

"My color choices are simple and determined by water color. I use a lot of chartreuse in stained water. In clearer water I switch to blue-white and light colors."

How long will the pattern hold? The pattern holds throughout the summer with depths ranging from 9 to 24 feet in Johnson's home waters. Favorite spots to search are the drop-offs, humps and flats near channels. On our trip in early June, we were in Swift Creek, a large creek off of the main river. The fish were on the first drops just outside spawning areas. The post-spawn crappie were lethargic but we caught fish.

James Wesson, another local fisherman on our trip, talks about the bite. "A lot of times



it's easy to see a bite but other times the pole will barely wiggle. The fish do not set the hook on themselves so you need to raise the pole up as soon as you see the bite. Don't jerk, just raise the rod and start reeling. Mixed with the speed of the boat, the fish will be hooked."

Johnson says, "Another tip proven to be important is the use of scents. They help hide our human scent and odd scents we accidentally get on the baits. Slab Slobber and Mo Glo Slab Jam are two of the best."

Jigging

Another method when the water warms is vertical jigging laydowns, brushpiles and

A crappie took a Crappie Dapper that was longlined in medium depth waters.

other wood covers. A percentage of crappie will congregate tight to the cover making them easy to find.

There is no rule of thumb for the perfect depth because water temperatures, thermoclines, shade, water color and other factors play important roles in crappie depths. Electronics are important for helping solve the fish depth puzzle. Fishermen should start by looking in potential areas paying attention





James Wesson used a Curly Shad to trick a crappie into taking his bait while pulling jigs.

Jigging sometimes calls for a minnow/shad imitator. A Panfish Assassin Pro Tiny Shad, with an assortment of jighead sizes, is a good example of a shad-style jig good for vertical presentations.

to fish depth, contours and cover. Gaining information before dropping a line is important for smart fishing.

Equipment for jigging is simple. Many tournament pros use a sensitive 10-foot graphite. A popular model is the BnM Sam Heaton Super Sensitive. This lightweight pole is easy to fish with for hours without fatigue and the sensitive tip telegraphs light bites. Rig with 10- or 15-pound braid for added sensitivity, toughness and strength to bring a slab into the boat.

Jigs for vertical jigging are different than for trolling. Tube and shad/minnow imitators are good choices. The Panfish Assassin Tiny Shad and Pro

JOHNSON™
TOURNAMENT PROVEN

**Crappie Buster
Shad Scales**

to learn more visit johnsonfishing.com

Tiny Shad are good examples of the shad imitator. Every fisherman should have a few different sizes and several colors, including light, medium and dark shades.

Conclusion

Jay Johnson says, "The best tip I have is to be persistent. It's fishing. You may catch several fish and then go 20 minutes without much action. Then you come to a spot and have fish on four poles at once. You must be persistent and stay after them."


Manufacturers/Products Mentioned:

- Panfish Assassin: bassassassin.com
- BnM Pole: bnmpoles.com
- Mo Glo Slab Jam: bobbygarlandcrappie.com
(Above 3 items available at Bass Pro Shops)
- Slab Slober at malcomslabslobber.com.

 - Tim Huffman

**If You're Not Using Driftmaster;
good luck!**

Driftmaster
.COM

 **MADE IN USA**

**ROD HOLDERS &
TROLLING SYSTEMS**

BLACK RIVER TOOLS inc. 803-473-4927

Crappie Q&A

Email Us. 

Q: What have you learned from tournament fishermen?

Answers are from the Crappie Master staff during the Grenada Lake spring tournament.



Dillon Stocking, Bobby Gaskin, Suzette Valentine, Brian Sowers, Mike Valentine, Kurt Sherman.

Dillon Stocking - "Being able to see all the ways the tournament fishermen catch fish and then using that information to apply it to my fishing, the same as any other fisherman can do. For example, I take the tips from the fisherman from lakes all over the country I apply to my fishing at Truman. One tip when spider rigging use a 3/8-ounce weight and use a light jig below it. Tipped with a minnow, it has more movement than using a heavy jig and has made a big difference in my fishing. Another example is how to use aeration, frozen water and soda bottles for cooling livewells to keep fish alive."

Suzette Valentine - "Every fisherman has a favorite bait and bait color. I've learned one of their favorite colors has worked great for me on Truman and other lakes. My favorite is Junebug and the Spike-It 2-inch jig is especially good. I've used the jig whether jigging or spider rig trolling. Tipping with Crappie Nibbles or minnows are good."

Mike Valentine - "Probably the biggest thing is the different presentations. Slow trolling especially. How to adjust depths and presentations at 1.2 or 0.2 mph. Learning different presentations in different water clarities. Water clarity changes are more important than just the clarity during normal conditions. For example, when wind blows across a point or shallow flat and quickly muddies the water it creates an immediate change and will make the bite very difficult. Normally muddy water the same color can be good because that's the normal clarity they are use to. Baits need to be different in clear and muddy water. A bigger profile in muddy water helps the fish find it."

Making the right adjustment at the right time is usually what determines who wins a tournament. A little change in bait size, area, speed or some little something is often the difference in being successful. So the decisions and adjustments made before and during a fishing usually determines the amount of success.

Kurt Sherman - I came from a bass background so I've learned crappie fishing is very different in that you have to be patient. Fishermen must also adapt to different conditions and be knowledgeable in electronics. The biggest tip is to take my time and don't leave fish too quickly. I've seen the result of this many times when a fisherman or team leaves an area too quickly and not give the fish time to bite. Others come into the area and catch

fish when they turn on. So I try not to leave one spot I know is holding fish and is a good area, to go to another spot.

Brian Sowers - I came from a bass background so I've learned crappie fishing is very different in that you have to be patient. Fishermen must also adapt to different conditions and be knowledgeable in electronics. The biggest tip is to take my time and don't leave fish too quickly. I've seen the result of this many times when a fisherman or team leaves an area too quickly and not give the fish time to bite. Others come into the area and catch fish when they turn on. So I try not to leave one spot I know is holding fish and is a good area, to go to another spot.

Bobby Dale Gaskin - When I started working tournaments seven year ago I really didn't know how to spider rig. I listened and learned how the fishermen work different depths, tie rigs like the double-hook rigs, and the importance of different size weights. Spider rigging takes practice but it really isn't that hard to do. By watching the top teams this technique is by far what works best on the majority of the lakes. For me it's more fun watching pole tips than casting or jigging where you have to be working all the time.



Crappie Basics

Crappie Basics #113

Removing a pole from a holder when spider rigging isn't difficult but is often a problem for many fishermen. There are two stumbling points. First, when grabbing the pole lift up while letting the handle stay in the back of the holder. As soon as the fish is hooked, push forward on the handle to get it free. (The wrong way is when the bite takes place is to try to remove the pole before setting the hook. Maybe the pole is buried? It's still best to lift up and then get the pole out of the holder.)

The second problem may be the biggest reason for lost fish...slack line. When pulling the pole out of the holder do not drop the rod tip that gives the fish slack line. It's so easy to do but don't do it or you'll lose a lot of fish. -TH

APPLY TOURNAMENT TACTICS

By Darl Black

For weekend crappie anglers, the art of fishing has turned into a potentially expensive science. Similar to the impact of tournaments on bass fishing some years ago, the advent of crappie tournaments appears to emphasize expensive fish-finding electronics, expensive wireless-control trolling motors, expensive electronic pin anchors and even more expensive boats.

There is little doubt tournament crappie anglers are extremely knowledgeable about how to catch crappies using all the bells and whistles. But too often weekend fishermen feel left behind in the exhaust of high-powered big rigs.

Well, CrappieNow has asked several tournament fishermen to provide some practical tips for everyday anglers like you and me. These tips do not require expensive high tech toys; any equipment mentioned is a nominal investment.

Up first is Kyle Schoenherr, hailing from southern Illinois near Rend Lake. In 2015, Kyle and his tournament partner won both the Crappies Masters National Championship and Crappie USA National Championship – two majors in the same year! As a hardcore tournament angler and guide, Kyle has amassed a repertoire of tricks.

During the spring when fishing buck brush, willows or tree tops lying along the bank, Kyle prefers to reach over the top of the cover with his long rod and slowly lower the jig down. However, when entering or exiting the cover, the jig may become snagged on small branch. If unable to shake it loose, Kyle breaks out his special 14-foot frog-gig pole with a large-gap stout hook (catfish or turtle hook) screwed to the tip.



“I reach through the cover with this pole, grab the limb with the big hook, twist the pole and snap the branch. Then I can retrieve the jig. The long pole also functions as a gaff to grab a really big crappie you don’t want to risk lifting up through the cover.”

“Once the spawn is over and crappies move to deeper water, I depend

TIPS TO WEEKEND FISHING



on my sonar to locate isolated unseen cover such as stumps, brushpiles and cribs so I can drop a jig to them," continues Kyle. "However, you really don't need the latest high-tech down-scan and side-scan to find unseen cover, nor do you need a GPS mark on the screen to hold you on the cover. A traditional sonar unit works just fine in

Fishing should be a family event. By using a few tips from the pros, it's easier to add more fish to your livewell.

conjunction with an old-fashioned buoy marker."

Kyle says the most important part is how to place the marker so it is right





Dannemueller and Steele, the Crappie Country/ Bobby Garland team, uses slow trolling tactics on many of the lakes they fish competitively.

on the target.

“When I idle over a piece of structure with the big motor, I do not toss a marker as an afterthought because it will not be accurate. Instead I turn the boat into wind, jump on the trolling motor and slowly ease back over the structure. Just as the stump or brushpile leaves the right side of the screen, I give the marker a four to six foot toss ahead of the boat. Then as the marker unravels and drifts back with the wind,

the weight will come to rest right on the spot rather than yards away.”

Brad Taylor of Greenville, Mississippi has been President of Magnolia Crappie Club for three years. On the Crappie Master Series, he has four top five finishes plus a 1st place. His mantra is keep it simple and be observant.

“As a tournament fisherman approaching a new lake, I’ve learned to scour the internet ahead of time to gather information on various maps with all the ramps and water depths, areas that people crappie fish, the popular techniques, and the species and size of the lake’s baitfish. Anyone can do this and all this information is free.”

Taylor prefers to fish double minnow rigs with 1/2-ounce weight, stating this rig has proven itself all over the country. "I buy bait locally, obtaining the size of minnows that the shop owners says the local fishermen purchase. Or, if the lake is known for producing BIG white crappies, I would purchase large minnows. If the lake was known for smaller white crappies, I would purchase medium minnows. And if I was fishing black crappies, I would buy small or medium minnows – never large."

He says he always starts trolling at .5 mph as judged by his sonar GPS, with bait rigs staggered at various depths. Then he starts adjusting the speed and depth based on the fish reaction – speeding up if the fish are hitting aggressively or slowing down if

Stubby Steve's scented bait chunk. Not only does it provide added scent, but it also keeps the minnow on when a crappie thumps the bait.

the bite is slow.

"If I you go back to the same area the next day and the crappies will not bite – don't panic! The fish have not left the area. This is the time I go to a 1/4-ounce rig, and really slow way down to entice a bite reaction from crappies."

A forty-year angling veteran, Dan Dannenmueller of Alabama devotes all his fishing time these days to crappie tournaments. He won Crappie



Check out the NEW 2" Crappie DAPPER!



Pink Ghost



Monkey Milk



Chart. Pepper Shad



Popsicle




Slammin' Chicken



Grey Ghost

www.bassassassin.com | 668 N. Fletcher Ave. Mayo, FL 32066 | 386-294-1049



Kyle Schoenherr was a 2015 classic winner with both Crappie USA and Crappie Masters. This Illinois guide can teach you what he's learned from tournaments.

Masters Angler of the Year twice and is a frequent seminar presenter at BPS stores and on the sport show circuit offering a program of practical tips.

“In the post spawn, and during weather or current changes, crappies often get lockjaw. If using plastic baits, your color must be spot on to trigger a bite from reluctant fish,” explains Dannenmueller. “Because visibility of a color changes with depth, I use a Spike It Color Selector to determine the appropriate color at a given depth.”


When using minnows on a bare hook or jighead under a bobber, Dannenmueller adds a piece of Stubby Steve’s scented bait chunk. Not only does it provide added scent, but it also keeps the minnow on when a crappie

thumps the bait.

“My double hook minnow rigs employ a three-way swivel – but three-ways are notorious for twisting line because they don’t spin freely. I use Thundermist Three -Way Swivels. They are true 360 degree swivels and will not allow the line to tangle.”

As a final tip, Dannenmueller recommends buying crappie jigs with #1 and #2 hooks in them. “The larger hooks will improve hook-ups for slab crappies whereas the smaller #4 and #6 hooks don’t get a good bite in a big crappie’s mouth.”

Thanks to the pros for sharing some tips that you will be able to apply right NOW and in the future.

 - Darl Black



Alabama Road Trip

By Tim Huffman

You'll see a few pieces about Alabama fishing, conservation and recreation in this issue of CrappieNow. A Crappie Masters tournament followed by a media event in early May resulted in both fishing and a taste of the hospitality in the Elmore County/ Prattville area.

Fishing

The Alabama River in Elmore County offers great crappie fishing. Tournament results reveal the quality of fish there. Our events took place out of Cooters Pond Park in Prattville, a spot with two launch ramps, pavilions, restrooms, tables and more.

Visiting fishermen should know that the river offers great fishing but also many challenges due to rising/falling waters, current, different water colors and other factors. Putting the pieces together isn't difficult when the fish are biting. When fishing is tough it can make you work to find them. Two-plus pounders are common with good year classes of fish available right now.

Local fishermen often recommend that a newcomer start out in some of the creeks off of the main river. These are a little easier to fish. Look for drops, ledges and flats. Always look for wood cover and pay attention to your sonar for depths, contours and the depth of the fish.

The river offers big crappie. Talk to locals to learn about the habits of the river, current and how to adjust to less or more current. Start your crappie search in mid-depths and deep wood in the main river and in eddies at the end of sandbars. You'll soon learn the areas holding active fish.

Prattville Extras

Most of us have been to lakes and towns where it's obvious that everything needs to be locked up and we sleep with one eye open. The town of Prattville is nice, clean and has a great atmosphere. My stay included nights at both the Howard Johnson and Hampton Inn, both very clean with good service.



James Wesson pulls a crappie from Swift Creek on the Alabama River. Longline trolling is a great way to cover water and search an area with your electronics.

love to eat. There are many places to choose. Jim & Nicks Bar-B-Que, Outback Steakhouse and other chain restaurants offer good foods. My favorite stop on the trip was in the old part of town. Fat Boys Bar-B-Que Ranch has a good ring to it (never eat at a place with a skinny cook!) and the atmosphere there is relaxing. I can recommend both the brisket and pulled pork but I was too full to try their homemade fried blackberry pie.



A trip to old town Prattville is worth your time. Old brick mill buildings and waterfalls make a great setting, view and photo. While there, visit the Chamber of Commerce building for maps and brochures.
If a 100+ hole world-class golf course

sounds good, the Robert Trent Jones course is available. The LPGA was there in early May expecting up to 40,000 visitors. There's plenty more in Elmore County. For information, contact: Prattville.gov and Elmoreco.org.

Prattville Old Town & Fat Boy's Bar-B-Que Ranch



Crappie Basics #114

Don't avoid stumpy areas when spider rigging. During the Crappie Masters Alabama River tournament, I watched as fishermen worked thick stump and tree areas. Sometimes several poles were hung at once. It was hard work the spot and getting six poles unhung at once wasn't fun. However, rewards can be excellent for going the extra mile to challenge tough fishing spots because that is where the numbers and/or big fish might be located. -TH

Cool gear that's catching!

MR. CRAPPIE
Wally Marshall™



Mr. Crappie Premium Line

- Low memory; high abrasion resistance
- Special softeners for superb performance
- HiVis, Camo and Clear - 4, 6, 8 and 10 lb.
- Available in Mega Spool and Mega Bulk



Mr. Crappie Spinning Reels

- Strong graphite body and rotor
- Double anodized aluminum spool
- Zero Reverse one-way clutch



Mr. Crappie Slab Shaker Rods

- Premium graphite blanks
- Lightweight EVA grips
- Aluminum oxide guides



Mr. Crappie Slab Shaker Spinning Combo

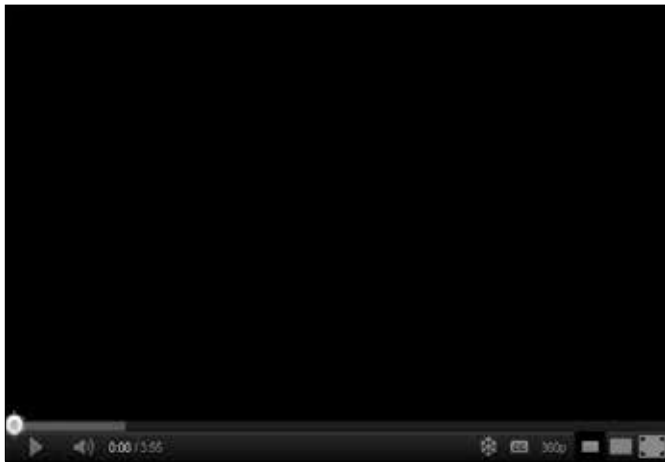
- Smooth 2-ball bearing system
- Thin, compact gear box
- Pre-spoiled with Mr. Crappie HiVis line
- Graphite composite rods with split grip handle



MR. CRAPPIE Slab Shaker™

www.mrcrappie.com

HOW TO?



Crappie NOW How To Summer Transitions

BABY SHAD SPEAR TAIL SPLIT TAIL **Bobby Garland Crappie Baits** SWIM TAIL JIGHEADS

ACCESSORIES

Bobby Garland Crappie Baits
THE LEADER IN CRAPPIE PRODUCTS INNOVATION

We manufacture our baits with made-in-America pride using the finest soft-plastic injection molding equipment in the industry. With Bobby Garland a good day of fishing is in the bag.

1.25" Itty Bitty Baits with a Great Big Ego
NEW! Itty Bit Slab Slay'R & Swim'R

VIEW ITTY BIT SLAB SLAY'R >

Making it Easy to Bow-and-Arrow Style
NEW! Dock Shoot'R Pull Tabs

VIEW DOCK SHOOT'R PULL TABS >

We Produce Crappie Fishing's Finest Jigheads
NEW! Crappie Pro Series

VIEW CRAPPIE PRO JIGHEADS >

NIGHTSTALKING FOR CRAPPIE

By Terry Madewell

As the sun starts sinking into the western sky near Lake Wylie on the North and South Carolina border, nightstalkers begin to prowl. They gather gear, sharpen hooks and prepare for the expected nocturnal onslaught. Rigged and ready at carefully calculated ambush sites, they wait for their victims.

At twilight first victim falls prey. Energized by that first fish slime on their hands, the massacre begins. We're not talking Jack the Ripper here; we're talking about night fishing under the lights by crappie fishermen who enjoy nocturnal fishing. This corps of crappie catchers coined the name 'nightstalkers', a most

"We'll experiment each night, but the crappie bite shallower than many anglers think."

appropriate moniker. The fishing process is neither random nor haphazard and they do strategize, seek and slay their quarry.

One of the top teams of nightstalkers on Lake Wylie (and surely any lake) is Robert "Rango" Plemmons and O.T. Phonephet. Their home base for night stalking is Lake Wylie near Rock Hill, South Carolina, but they've proven their nightstalking technique works great on many lakes. The 70-year old Plemmons said the technique will work about anywhere crappies are found.

"I nightstalk all over the state, and beyond," Plemmons said. "Nightstalking is the name we've taken because we



A cooler full of crappie is the norm, not the exception, for experienced night fishermen.


enjoy fishing after dark and it implies an art to the technique. To be consistently successful at night an angler must be no less diligent in planning and execution than anglers fishing by day. It's very enjoyable to set up and fish under the lights at night. In our area, regardless of the time of the year, night fishing is productive."

Plemmons has refined his technique for 45 years. When he first began crappie fishing at night, it was a simple process but the process has evolved.

"I started crappie fishing in 1968," he said. "By 1970 I had discovered fishing night under the lights and it was enormously productive. Our lighting system was simple, using Coleman lanterns or sealed beam lights shining down into the water. We used a couple of rods each and I didn't even have them in rod holders, just leaned on the side of the boat. It was simplistic, but fun.

"Through the years I started to experiment and began refining the process," Plemmons said. "Now we use specialized lights to attract baitfish and fish and we use several to generate a lot of light. We've proven that if you set up right, the more rods you fish the more crappie you're going to catch, if you can keep up with the fish-biting action. My fishing partner, O.T. Phonphet, is amazing at effectively fishing multiple rods."

It's an effective system and achieves a level of productivity that most crappie fishermen would envy. According to catfish



Picking the right spot is as important at night as it is during the day.

guide Roger Taylor on Lake Wylie, Plemmons became a cult icon for local anglers.

"I'd be launching before dawn and there would be people waiting at the landing for Rango to return," Taylor said. "Waiting for





: Pulling a fish in at night is as exciting as pulling them in during the day.

hours just to see what they caught.”

The keys are simple, but crucial, according to Plemmons. He said that anchoring on the right spot is of course a good start, but you can draw fish from the surrounding area. But it helps to be in an area where there is plenty of crappie.

Plemmons said when first starting nightstalking it may take a trip or two to home in on just the right places.

“But it can work out that the first trip is very productive,” he said. “O.T. and I key on underwater structure at night, just as we would during the daytime. We anchor on drops into channels, deep hole or off point and humps. The depth varies depending on the lake. On Lake Wylie we like the 20-to-30-foot depth range during most of the year. During the summer on lakes that stratify, you

may have to adjust that depth according to the thermocline.”

Plemmons said that anchoring on a drop is always a good place to begin because the drop serves as a movement route for the fish. By setting up along the route fish are using you’ve taken a big step toward success.

“We fine-tune our fishing and we’ll pinpoint crappie hotspots,” Phonephet said. “Often the intersection of a secondary creek or ditch along the primary ledge will funnel more fish into our area.”

The next factor is anchoring the boat properly.

“Getting the boat anchored solidly, where it won’t shift the anchors is essential,” Phonephet said. “We’ll take plenty of time to set up to ensure that the anchors are holding tight.

“The bite of a crappie is sometimes very subtle and a boat bouncing in the wind can make it difficult to see,” he said. “I try to stack as many odds in my favor as possible.

If I have two potentially good places and one place is calm, that's the one I'll pick."

Phonephet describes their fishing setup as a feast for the fish.

"It's really a buffet of food, all laid out for the crappie," he said. "We present the bait in such a way that the fish have depth choices and find it easy to take the bait."

Plemmons said they try to set up late in the evening before dark, so all is set by the time we put out the lights.

"Once securely anchored we get a couple of Coleman lanterns lit to provide 'working' light," he said. "When it gets dark, we drop the battery powered lights into the water and begin the fish-attracting process. The lights attract baitfish which in turn attracts gamefish. Simple in theory and actually it's a simple concept that really works."

The specific type of light to use will generate varied discussion among night stalkers but Rango and OT have their favorite that they recommend.

"We use the Starfire II underwater light as our only source of fishing light," Plemmons said. "The reason is simple; it just works really, really well for us."

Their principal target at night is the crappie, but a lot of hefty perch and plenty of catfish are caught. On some lakes, Rango said they'll catch stripers and largemouth as well.

Plemmons paints the tips for all his night stalking rods with flat, white paint.

"The flat white paint really helps in seeing the rod tip in the dark, even with the lights we have," he said. "Big crappie may bite really light and those are the ones you don't want to miss."

The depth fished is also crucial according to Plemmons. Just dropping all the lines down near the bottom is not the best tactic.

"When fishing under the lights, crappies often are off the bottom," he said. "We'll have a lot of rods down in the twelve-foot depth range and even less. We'll experiment each night, but the crappie bite shallower than many anglers think. Fishing deeper usually results in more perch and catfish hookups."

Nightstalking as a concept may be nothing new, but their method is certainly an

enhanced, high-production version of a time-honored technique.

If you're ready to load the boat with slab crappie, you would do well to join the ranks of anglers like Plemmons and Phonephet; aka the 'nightstalkers'.



- Terry Madewell

RIG FOR SUCCESS

The rod rigging process Plemmons and Phonephet use takes spider rigging to an elite level for nocturnal fishing. Attached to Plemmons 20-foot Sea Ark boat are 44 DriftMaster rod holders.

"We use what we need on any given night but when I have a full boat of six fishermen, we use all of them," he said.

"That's almost four dozen minnows to bait up one time, but if we set up properly, the more bait we put out the more fish we'll catch," he said. "It's important to keep fresh bait on the rigs as much as possible."

Plemmons and Phonephet use different lengths of rods alternating around the boat as well.

"Sometimes they'll bite the short rods closer to the light, but some nights they hit the longer rods better at the edge of the light," Phonephet said. "On good nights, they bite 'em all."

Plemmons relies on Shakespeare Ugly sticks for his fishing with a 4-foot-eight-inch SPL1100 rod as his favored short rod. They use a soft tip ultra-light nine-foot crappie action rod as well.

The rig is comprised of a number two splitshot about 10-inches above a number two Eagle Claw gold wire hook. They strongly recommend no larger than six-pound test line.

"The color of the line does not make any difference on success based on our experiments," Plemmons said. "I use the yellow colored line because I can see it better and it doesn't have any negative impact on crappie."

HOW TO?



BnM How To Tip Josh Gowan

JOHNSON™

Crappie Buster®

Shad Scales
Chartreuse


Shad Curltail Shad Swimmer Shad Tubes Tubes Shad Tails

Attractant gel applied in hollow tubes that match the hatch for Crappie's most sought after prey.

JohnsonFishing.com

Fishing Funny's

by Jonny Hawkins



AIRPORT MARINE



ALABASTER, AL
(205) 664-0407
www.airportmarine.com

Ranger
BOATS



rangerboats.com

 Charlie Brewer's
Slider
Company
www.sliderfishing.com



Alabama Wildlife Federation



By Tim Huffman

“We want to grow the next generation of conservation leaders and ensure a quality outdoor future for Alabama.” AWF



We at CrappieNow are all about catching fish, especially crappie. We love being on the water. It's our passion and desire. A recent trip to the Alabama

Wildlife Federation revealed there are many things more important than catching a crappie. The AWF teaches thousands of youngsters, allowing them to experience the outdoors to learn about fish, wildlife,

woods and water. For many of the kids, it's their first time in the outdoors...both amazing and sad to those of us who have spent years hunting, fishing, camping and being outdoors. We applaud AWF for their great efforts to help give these kids a feel and understanding of the outdoors.

"The kids we are watching at the pond," says Communications Specialist, Marla Ruskin. "They are gathering things in their nets, putting small fish and insects into the clear jars and learning from the instructor about the things they find. Up to 350 kids a day, divided into small groups, participate in a variety of activities chosen by the group. Just look at the excitement in their faces finding things in their nets. Our activities are fun so the kids enjoy what they are doing while they are learning."

Founded in 1935, the AWF has worked to educate about the proper

use, management and restoration of the state's wildlife, forests, fish, waters and soil. Recognizing the growing disconnect between children, tomorrow's leaders and the land, AWF elevated conservation education to priority status in 1994.

Discovering Our Heritage Program, a guide for teachers, and Alabama Outdoor Classroom Program providing guidance for outdoor learning sites on school grounds, were two early programs. Advance to 2015 and the NaturePlex, a powerful, empowering addition, is a reality with the purpose of reaching more youth and adults with a conservation message. NaturePlex is a 23,000 square foot facility that serves as a Welcome Center, Education Center, 120-seat theater, Discovery Center and much more. The 350 acres at Lanark include several buildings including the NaturePlex, boardwalks, forests, fields,



Go Fishing With The B'n'M Pros.



Sam Heaton's 7-Foot Super-Sensitive

The SHSS72n is a spinning rod with the same sensitivity and feel of the jig pole series. Improvements include Dyna-Flo guides for smooth line retrieval, and a cork knob handle for outstanding balance and feel. Historically one of the most popular rods on the water, the SHSS72n is still supple, strong and sensitive.



Whitey Outlaw DOUBLE DUTY

Get back to "Fishing The Basics" with Whitey Outlaw. This Medium-Action rod is for big heavy hybrid bream, monster shellcrackers & any size crappie. It's perfectly balanced with a comfortable foam handle for all-day fishing - no reel needed! It features a tough & lightweight Graphite Blank, and one tip eyelet, with one reinforced Tie Down Guide.




BNM POLE COMPANY • P.O. BOX 231, WEST POINT, MS 39773
 WWW.BNMPOL.COM • 800-647-6363 • WWW.FACEBOOK.COM/BNMPOL





**Alabama
Wildlife
Federation**



streams, wetlands and ponds.

The AWF is a private, charitable organization with over 25,000 members and supporters. They work with 342 public and private schools and have over 6,000 students registered for field trips this spring. The general public is welcome. For a \$5 per person fee they can use any of the five miles of boardwalks and trails, explore the new Discovery Hall, view movies, visit the gift shop and participate in scheduled programs.

“Catching their first fish, touching a snake and learning important conservation facts are all important introductions to loving the outdoors,” says Ruskin. “We believe the memories and learning they get here will last a lifetime.”

For more information, visit: alabamawildlife.org.

 - By Tim Huffman



SAY HELLO TO YOUR NEW CONFIDENCE BAIT
How many ways can YOU fish it?



C92T-3" Crappie Ika

Gary YAMAMOTO
 CUSTOM BAITS

... because what you fish matters
www.baits.com

Dan Dammemuehler, Bass Pro Shops
 Crappie Masters Angler Team of the Year

BUGBAND INSECT REPELLENTS

THE NATURAL CHOICE OF ANGLERS & FISHERMEN TO EFFECTIVELY REPEL MOSQUITOES, FLIES, GNATS, FLEAS, NO-SEE-UMS & TICKS. SAFE & NON-TOXIC.



Best Price!
BugBand
 NATURALLY DERIVED REPELLENT

WRESTBANDS PUMP SPRAYS TOWELETTES COMBO PACKS

MADE WITH NATURALLY DERIVED ACTIVE INGREDIENTS

678-721-9989 OR VISIT WWW.BUGBAND.NET



Who needs minnows?
Stubby Steve's Bait
lasts all day!

THE OR12 IS USED BY MORE CHAMPIONSHIP CRAPPIE ANGLERS THAN ANY OTHER BOARD!

Shown with optional OR12FEK Tackle Flag Kit



OFF SHORE TACKLE

YouTube f Twitter

www.offshoretackle.com



Soups or Stews?

Soups are similar to stews and in some cases there may not be a clear distinction between them. Generally, stews are much thicker than soups and require longer cooking over low heat. While soups are almost always served in a bowl, stews may be thick enough to be served on a plate with the gravy or as a sauce over the solid victuals such as fish or beef.

Soup is a primarily liquid fare, generally served warm (but may be cool or cold), that is made by combining ingredients such as meat and vegetables with stock, juice, water, or another liquid. Hot soups are additionally characterized by boiling solid ingredients in liquids in a pot until the flavors are extracted, forming a broth.

Traditionally, soups are classified into two main groups: clear soups and thick soups. The established French classifications of clear soups are bouillon and consommé. Thick soups are categorized by the type of thickening agent used. Many popular soups include carrots and potatoes.

A stew is a combination of solid food ingredients that have been cooked in a liquid and served in the resulting gravy. Ingredients in a stew may include any combination of vegetables (such as carrots, potatoes, onions, beans, peppers and tomatoes), meat, especially tougher meats suitable for slow-cooking, such as beef. Fish, seafood, poultry and sausages are also used.

The stew-cooking liquid can be beer, wine or stock. Seasoning and flavorings may also be added. Stews are typically cooked at a relatively low temperature (simmered, not boiled) allowing flavors to intermingle thereby creating more complex tastes.

Stews may be thickened by reduction or with flour, either by coating pieces of meat with flour before searing, or by using a roux or beurre manié (a dough consisting of equal parts of fat and flour). Thickeners like cornstarch or arrowroot may also be used.

Crappie Noodle Soup

- 1 cup cooked crappie, flaked
- 2 medium carrots
- 1 quart water
- 1 celery stalk
- 1 small onion cut into thin wedges
- 1/4 cup snipped fresh parsley
- 2 teaspoons instant chicken bouillon granules
- 1/2 teaspoon salt
- 1/4 teaspoon dried thyme leaves
- 1/8 teaspoon black pepper (for an extra kick, throw in a few dashes of cayenne pepper)
- 1/2 cup uncooked narrow egg noodles

Cut carrots into diagonal slices. Cut celery into thin slices. In 2-quart saucepan, combine carrots, water, celery, onion, parsley, bouillon granules, salt, thyme and pepper. Heat to boiling. Reduce heat cover and simmer 10 minutes. Add noodles and return to boil. Cook until noodles are tender, 8 to 10

minutes. Stir in fish. Simmer 1 minute. Makes 4 to 6 servings.

Beer Cheese Soup

8 cups milk
 2 teaspoons Tabasco or Louisiana Hot sauce
 4 teaspoons Worcestershire sauce
 4 tablespoons chicken base
 16 ounces Cheeze Whiz
 6 tablespoons cornstarch
 1/3 cup water
 1 cup beer
 Cayenne pepper

Combine milk, Tabasco, Worcestershire and chicken base. Bring to a boil, stirring regularly. Add Cheeze Whiz, after warming in hot water or in microwave. Mix in well.

Dissolve cornstarch completely in the water. Add to soup, which should thicken immediately. Reduce heat a bit and stir in beer. To serve, ladle into bowls and dust with cayenne pepper.

Makes 6 servings.

Fish Stew I

1 pound crappie fillets cut into 1-inch pieces
 2 tablespoons butter
 1 large leek, cleaned and thinly sliced
 1/2 cup sliced shallots
 Salt
 3/4 cup white wine
 1 1/4 cups chicken broth
 1/2 cup thinly sliced fennel bulb
 1 pound baby red potatoes, trimmed
 Salt and freshly ground pepper to taste
 1 pinch cayenne pepper, or more to taste
 1/2 cup heavy whipping cream
 1 tablespoon chopped fresh tarragon

Melt butter in a large saucepan over medium-low heat. Cook and stir leek, shallots, and 1/2 teaspoon salt in the melted butter until softened, 10 to 15 minutes. Stir wine into leek mixture, increase heat to medium, and cook for 2 minutes. Add chicken broth and bring to a simmer.

Mix fennel and potatoes into leek mixture and simmer, stirring occasionally, until potatoes are nearly tender, about 10 minutes. Season with salt, black pepper and cayenne pepper. Add cream and stir to combine. Stir fish and tarragon into soup, cover and cook for 3 minutes. Stir gently, reduce heat to medium-low and cook until fish flakes easily with a fork, about 5 minutes. Season with salt and black pepper.

Fish Stew II

1 to 1 1/2 pounds crappie fillets cut in 2-inch pieces
 4 large garlic cloves, cut in half, green shoots removed



Soups or Stews?

4 anchovy fillets, soaked in water for 4 minutes, drained and rinsed *
2 tablespoons extra virgin olive oil
1 large onion, chopped
1 celery rib, chopped
1 medium carrot, chopped
Salt, preferably kosher salt, to taste
1 (28-ounce) can chopped tomatoes, with liquid
1 quart water
1 pound small new potatoes, scrubbed and quartered or sliced
A bouquet garni made with a bay leaf
Freshly ground pepper

Place the garlic cloves and 1/4 teaspoon salt in a mortar and pestle, and mash to a paste. Add the anchovy fillets and mash with the garlic. Set aside. Heat the olive oil over medium heat in a large, heavy soup pot or Dutch oven and add onion, celery and carrot with 1/2 teaspoon salt. Cook, stirring, until the onion is tender, about 5 minutes. Add the pureed garlic and anchovy. Cook, stirring, until the mixture is very fragrant, about one minute, and then add the tomatoes. Cook, stirring often, until the tomatoes have cooked down a bit and the mixture smells aromatic, about 10 to 15 minutes. Add the water, potatoes, salt (to taste) and the bouquet garni (bundle of herbs usually tied together with string). Bring to a simmer. Turn the heat to low, cover partially and simmer 30 minutes. Taste, adjust salt and add pepper to taste. Remove the bouquet garni.

Season the fish with salt and pepper, and stir into the soup. The soup should not be boiling. Simmer five to 10 minutes (depending on the thickness of the fillets) or just until it flakes easily when forked. Remove from the heat, stir in the parsley, taste once more, adjust seasonings and serve. Makes 4 servings.

* I like to eat anchovies straight from the can. Some folk don't eat'em at all. But in this case keep them in the recipe. They add great depth of flavor and omega-3 fats. And don't worry, the stew won't taste like anchovies.



Shooting and Trolling Docks On Alabama's Weiss Lake with Darrell Baker in May

In much of the South, May signals the time to start shooting docks. Darrel Baker who has been a fishing guide on Weiss Lake in Alabama for almost a decade explains, "My fishing clients and I will move from one dock to the next dock, and we leave our jigs hanging in the water as I use the trolling motor to move to the next dock. One time as I was moving, one of my clients caught a crappie, and then I did. I decided crappie must be suspending out in front of the docks before they



moved under the docks. I also figured that since we were moving the boat when we caught those two crappie that the crappie out in front of the docks could be caught trolling. On my next trip, I rigged-up all my trolling poles and racks and started trolling in front of the docks I planned to shoot.

In late May, we've caught crappie trolling in front of the docks when we can't catch the crappie shooting the docks."

This is just one of the tips and tactics that you'll learn in "Crappie: How to Catch Them Spring and Summer" - <http://amzn.to/WGaJLT> by John E Phillips available in either eBook or print book formats.

Tentative 2016 Crappie Masters Tournament Schedule

TOURNAMENT LAKE	Nearest Bass Pro	Date	Type	Late Fee Applies After	Late Registration & Meeting	Fee
Truman Lake Clinton, MO	Springfield MO	June 17 & 18	One Pole Ultimate Challenge	June 3	June 16	350.00
Mark Twain Lake Stoutsville, MO	Columbia MO	August 6	2nd Leg MO State Championship	July 23	August 5	225.00
Truman Lake Clinton, MO	Springfield MO	August 20	Final Leg MO State Championship	August 6	August 19	250.00
NATIONAL CHAMPIONSHIP Grenada Lake Grenada, MS	Memphis TN	Sept. 28 - Oct. 1	Championship	30 Days After Qualifying	Registration Sept. 28	350.00

BAYOU STATE

D'ARBONNE

APRIL 23rd

1. Mark Taylor/Dustin Taylor	9.82
2. Wes Barmore/Mark Theodos	9.57
3. LD Larry/LD Henry	8.91
4. Jason Thomas/Scotty Johnson	8.54
5. Josh Gowan/Alex Rude	8.45

BIG FISH

1. Mark Taylor/Dustin Taylor	2.06
------------------------------	------

CRAPPIE NUTZ

HARDING LAKE

APRIL 23rd

1. Brice Roberts/Richard Malcom/ Riley	7.08
2. Guerry Burnett/Landon Burnett	6.34
3. Clint Shipman/Brady Bowden	6.11
4. Gary Clancy/Richie Bell	5.58
5. Mark Byrd/Paul Byrd	4.26

BIG FISH

1. Clint Shipman/Brady Bowden	1.65
-------------------------------	------

INDIANNA

PATOKA LAKE

APRIL 23rd

1. Larry Yates/Rick Daniels	11.01
2. Eric Millsaps/Rick Hancock	8.7
3. Jeff Yeakle/Jonathon Brumley	6.08
4. Terry Richardson/Bob Raymer	5.6
5. Jason Shingler/Mike Arnold	5.45

BIG FISH

1. Larry Yates/Rick Daniels	2.13
-----------------------------	------

CRAPPIE USA

CAVE RUN LAKE

APRIL 23rd

AMATEUR DIVISION

1. Kris Mann/Terry Mann	8.13
2. Luke McCoy/Rick Morgan	7.66
3. Mike Lowe/Royce Paynter	7.31
4. Justin Johnson/Jim Greathouse	7

5. Rob Massey/Todd Dalton	6.93
---------------------------	------

PRO DIVISION

1. Tim Cleary/Reba Cleary	8.58
2. Steve Ferguson/Joey Briggs	8
3. Ron Bilbray/Tom Hankins	7.53
4. Michael Walters/Sebastian Vore	7.45
5. Anthony Collins/William Collins	6.75

BIG FISH

1. Tim Cleary/Reba Cleary	1.73
2. Kris Mann/Terry Mann	1.49

Middle Tennessee

TIM'S FORD

APRIL 23rd

1. JW Jackson/Kane Jackson	8.31
2. Robert Baker/Larry Britton	6.88
3. Joey Davis	5.95

BIG FISH

1. JW Jackson/Kane Jackson	1.63
----------------------------	------

SHOALS

PICKWICK

APRIL 23rd

1. Keith/Toby	11.42
2. Kevin/Rick	11.26
3. Jimmy/David	9.84

BIG FISH

1. Kevin/Rick	2.25
---------------	------

CRAPPIE MASTERS

LAKE EUFAULA

APRIL 23rd

1. David Cox/Steve Hockett	12.09
2. Charlie Rogers/Kevin Rogers	10.93
3. Charles Bunting/Travis Bunting	10.75
4. Wally Marshall/Jeff Heumann	10.48
5. Cory Carter/Tom Snyder	10.41

BIG FISH

1. David Cox/Steve Hockett	2.33
----------------------------	------

MALE/FEMALE

1. Andy Blizzard/Karen Blizzard	9.6
---------------------------------	-----



GRAND LAKES

GRAND LAKES

APRIL 24th

1. Toben/Anderoni/Zimmerman	9.27
2. August/Deiters	7.06
3. Ray/Lawler	7
4. Fishbaugh/Fishbaugh	6.91
5. Tipton/Tipton	6.64

BIG FISH

1. Toben/Anderoni/Zimmerman	1.55
-----------------------------	------

WEST ALABAMA

TOMBIGBEE RIVER

APRIL 26th

1. Humber/Humber	9.21
2. Thomas/Freeman	8.82
3. Wright/Wright	8.82

BIG FISH

1. Thomas/Freeman	1.68
-------------------	------

CRAPPIE USA

GREEN RIVER LAKE

APRIL 29th-30th

AMATEUR DIVISION

1. Kris Mann/Terry Mann	14.13
2 Phillip Russell/Gary Anger	13.66
3. Rodger Erhard JR/Dennis Erhard	12.97
4. Scott Buchanan/Larry Buchanan	12.77
5. Michael Griffin/Bo Smith	12.71

PRO DIVISION

1. David Jones/Corey Thomas	13.57
2. Lynn Cochran/Nathan Cochran	13.01
3. Robert Massey/Todd Dalton	12.05
4. Joe Carter/Janette Carter	11.82
5. Donnie Burris/Dennis Yates	11.79

BIG FISH

1. Arnold Patterson/Kenny Patterson	2.01
2. David Jones/Corey Thomas	1.87

CRAPPIE MASTERS

ALABAMA RIVER

APRIL 29th - 30th

1. Billy Williams/Scott Williams	24.37
----------------------------------	-------

2. Dan Dannanmueller/Garrett Steele	22.74
3. Kyle Schoenherr/Rodney Neuhaus	22.37
4. Steve Brown/Gerald Overstreet	22.29
5. Tony Thomas	22.23

BIG FISH

1. Jimmy Ayers/Michael Clinard	2.35
--------------------------------	------

MALE/FEMALE

1. Bob Robinson/Elizabeth Robinson	21.11
------------------------------------	-------

ADULT/YOUTH

1. Dewayne Scott/Bryant Golson	13.04
--------------------------------	-------

CENTRAL ARKANSAS

LAKE DARDANELLE

APRIL 30th

1. Jason Westerberg/Jim Westerberg	11
2. Lamar Bunting/Jeff Davis	9.8
3. Jason Koch/Gary Koch	9.6
4. Chris Chandler/Kyle Dines	8.17
5. Greg London/Russ Clark	8.05

BIG FISH

1. Jason Koch/Gary Koch	2.41
-------------------------	------

SPRINGFIELD

LAKE SHELBYVILLE

APRIL 30th

1. John Carr/Joe Carr	5.24
2. Frank Revell Sr./Jeff Revell	5.22
3. Brian Cleland/Adam McCloud	4.6

BIG FISH

1. John Carr/Joe Carr	1.24
-----------------------	------

NORTEAST OHIO

PRESQUE LAKE

APRIL 30th

1. Brad/Mark	5.13
2. Steve/Dave	2.11
3. Bob/Bill	0.11

BIG FISH

1. Steve/Dave	1.6
---------------	-----

WAPPAPELLO

WAPPAPELLO LAKE

APRIL 30th

1. Coleman/Reaves	7.49
2. Tropf/Younger	6.15



3. Stroud/Epsey 5.68

EAST TENNESSEE

FORT LOUDOUN

APRIL 30th

1. Darren Caughron/Tracy Caughron 7.58
 2. Mike Hawkins/Sherri Longworth 7.26
 3. Matt Xenos/Don Speer 7.2
 4. Wayne Darnell/Ricky Keener 6.65

BIG FISH

1. Darren Caughron/Tracy Caughron 1.42

CENTRAL OHIO

DEER CREEK

MAY 1st

1. Bohenko/Rogers 7.26
 2. Briggs/Burley 6.86
 3. Scotty/Louden 6.64
 4. Osbourne/Osbourne 6.07
 5. Spence/Spence 5.9

BIG FISH

1. Spence/Spence 1.47

MIDDLE TENNESSEE

WOODS RESERVOIR

MAY 7th

1. Joey Davis/chris Coker 7.89
 2. John Henley/Dewayne Hill 7.78

BIG FISH

1. Steve Trost 1.43

CRAPPIE MASTERS

REND LAKE

MAY 7th

1. Robert Dent/Todd Dent 10.56
 2. Bob Shafer/Nick Shafer 9.93
 3. Jason Dudley/Zach pierce 9.18
 4. Paul Turner/Elizabeth Turner 9.13
 5. Kyle Schoenherr/Rodney Neuhaus 8.97

BIG FISH

1. Tony Sheridan/Jonathan Sheridan 1.97

MALE/FEMALE

1. Vic Finkley/Kim Gray 8.95

ADULT/YOUTH

1. Mike Melton/Daniel Melton	8.4
------------------------------	-----

CRAPIE USA

MISSISSINEWA/SALAMONIE

MAY 7th

AMATEUR DIVISION

1. Terry Pucel/Gary Singleton	8.23
2. Justin Moore/Trisha Moore	8.2
3. Jeff Yeakle/John Brumley	7.91
4. Bob Land/Steve Jeffers	7.44
5. Phil Grater/Bill Rairden	7.34

PRO DIVISION

1. Thomas Hankins/Ron Bilbrey	10.61
2. Eric Millsaps/Rick Hancock	8.83
3. David Bowser/Mike Morrison	8.68
4. Zack Fishbaugh/Mike Fishbaugh	7.94
5. Michael Bledsoe/Doug Sikora	7.82

BIG FISH

1. Michael Bledsoe/Doug Sikora	2.17
--------------------------------	------

GRAND LAKES

GRAND LAKES

MAY 8th

1. Longworth/Longworth	11.06
2. Shroyer/Puthoff	10.09
3. Toben/Zimmerman	9.59
4. Waterman/Hartings	8.5
5. Ray/Lawler	7.91

BIG FISH

1. Longworth/Longworth	1.59
------------------------	------

CRAPPIE MASTERS

KENTUCKY/BARKLEY LAKES

MAY 13th - 14th

1. Brently Smith/Elliot Dowdy	24.29
2. Tim Ridley/Chuck Sisson	23.69
3. Wade Hendren/Roy Logan	23.16
4. Richard Hughes/George Hughes	22.64
5. Leonard Barnett/Joni Barnett	22.53

BIG FISH

1. David Butler/Jimmy Riley	2.44
-----------------------------	------

MALE/FEMALE



1. Leonard Barnett/Joni Barnett 22.53

ADULT/YOUTH

1. Mark Arnold/Olivia Arnold 22.05

CENTRAL ARKANSAS

LAKE PECKERWOOD

MAY 14th

1. Lamar Bunting/Jeff Davis 10.47

2. Greg London/Russ Clarke 9.52

3. Jason Westerberg/Jim Westerberg 9.32

4. Scott Black/Ken Fugate 8.84

5. Oscar Chambers/Megan Chambers 7.28

BIG FISH

1. Scott Black/Ken Fugate 1.92

2. Jason Westeberg/Jim Westerberg 1.85

CENTRAL OHIO

HOOVER RESERVOIR

MAY 14th

1. Randy Woodgeard/Dan Collier 6.83

2. Jeff Bohenko/Kevin Bantener 6.01

3. Rick Gates/Todd Hicks 5.89

4. Darcie Briggs/John Burly 5.84

5. Allen Hale/Luke Hale 5.17

BIG FISH

1. Randy Woodgeard/Dan Collier 1.28

CRAPPIE USA

PATOKA LAKE

MAY 14th

AMATEUR DIVISION

1. Douglas Ault/Greg Davis 3.59

2. Todd French/Jeremy Edwards 2.96

3. Kris Mann/Terry Mann 2.9

4. Steve Gentz/Robert Brown 2.1

5. Jeff Yeakle/John Brumley 2.07

PRO DIVISION

1. Bret Cunnungham/Brad Petelle 6.66

2. Doug Laake/Ryan Rohl 5.69

3. Bob Raymer/Jason Snyder 3.4

4. Thomas Hankins/Ron Bilbray 2.42

5. Kirk Wynn/Walter Moore 1.82

BIG FISH

1. Douglas Ault/Greg Davis 1.66

NORTHEAST OHIO

PYMATUNNING

MAY14th

1. Bob/Bob	8.14
2. Shawn/Jeff	7.06
3. Andy/John	6.92
4. Dave/Steve	6.06
5. Brock/Brian	5.84

BIG FISH

1. Bob/Bob	1.82
------------	------

CRAPPIE MASTERS

TENNESSEE TOMBIBGEE

MAY 20th- 21st

1. Harold Rich/Ferrill Mitchell	18.46
2. Larry Fulton/Brigg Abercrombie	17.6
3. Ray Loonie/Will Evans	17.24
4. Danny Walden/Bob Adkins	17.15
5. Tim Fields/Tom Fields	16.91

BIG FISH

1. Tommy Nichols/Wayne Nichols	1.97
--------------------------------	------

MALE/FEMALE

1. Jonathan Phillips/Alicia Phillips	13.54
--------------------------------------	-------

CRAPPIE USA

LAKE SHELBYVILLE

MAY 21st**AMATEUR DIVISION**

1. Terry Davis/Matt Mullins	6.07	
2. Sean Hawkins/Dorian Lofton	5.97	
3. Lee Penn/Fred Brozio	5.96	
4. Frank Revell/Jeff Revell	Rich Goodbrake/Louis Jordan	5.86
5. Frank Revell/Deborah Revell	5.85	

PRO DIVISION

1. Tyler Brandonburg/Lee Buehnerkemper	6.39
2. Luke Humphrey/Greg Humphrey	6.24
3. Keith Mueller/Wes Cooper	6.15
4. Rick Barnes/Brian Cleland	6.1
5. Steve Ferguson/Joey Briggs	6.09

BIG FISH

1. Tyler Brandonburg/Lee Buehnerkemper	1.65
--	------



MIDDLE TENNESSEE

NORMANDY

MAY 21st

- | | |
|--------------------------------|------|
| 1. Rodney Edwards/Coby Edwards | 7.7 |
| 2. Steve Trost/Terri Trost | 7.36 |
| 3. Joey Davis/James Holt | 6.68 |
| 4. Ray Vander/Audrey Vander | 6.55 |

BIG FISH

- | | |
|---------------|------|
| 1. Dave Odell | 1.77 |
|---------------|------|

GRAND LAKES

GRAND LAKES

MAY 22nd

- | | |
|----------------------|------|
| 1. Waterman/Hartings | 9.16 |
| 2. Hildreth/Etehison | 9.13 |
| 3. Shroyer/Puthoff | 8.96 |
| 4. Freewalt/wilker | 8.63 |
| 5. Hayman/Hayman | 8.18 |

JOHNSONTM

TOURNAMENT PROVEN

Crappie Buster
Shad Scales

to learn more visit johnsonfishing.com

(Fishermen, check with club/association for exact dates, changes, cancellations and rules.)

JUNE	4th	CAT TEXAS	CEDAR CREEK LAKE	JR. ANGLER
JUNE	4th-5th	NORTHEAST OHIO	MOSQUITO LAKE	CLUB
JUNE	11th-12th	INDIANNA	MISSISSINEWA/SALAMONIE	SUPER
JUNE	10th-11th	MAGNOLIA	TBA	STATE CHAMPIONSHIP
JUNE	11th	CENTRAL OHIO	O'SHAUGHNESSY RESERVOIR	CLUB
JUNE	11th	EASTERN MISSOURI	MARK TWAIN LAKE	3 MAN BUDDY
JUNE	11th	CENTRAL ALABAMA	ALABAMA RIVER/JONES BLUFF POOL	QUALIFIER
JUNE	17th	MIDDLE TENNESSEE	WOODS RESERVOIR	CLUB
JUNE	17 th-18th	CRAPPIE MASTERS	TRUMAN LAKE	ONE POLE ULTIMATE
JUNE	18th	CENTRAL ARKANSAS	LAKE MAUMELLE	CLUB
JUNE	18th	NORTHEAST OHIO	PYMATUNING	CLUB
JUNE	18th	WAPPAPELLO	WAPPAPELLO LAKE	KIDS TOURNAMENT
JUNE	18th	CAT TEXAS	COOPER LAKE	QUALIFIER
JUNE	25th	INDIANNA	TANNER'S CREEK/OHIO RIVER	CLUB
JUNE	25th	SHOALS AREA	CEDAR CREEK LAKE	CLUB
JULY	8th	MIDDLE TENNESSEE	NORMANDY	WILDCAT
JULY	16TH	CENTRAL OHIO	CAESARS CREEK LAKE	CLUB
JULY	16th	CENTRAL ARKANSAS	BLUE MOUNTAIN LAKE	CLUB
JULY	17th	WAPPAPELLO	WAPPAPELLO LAKE	CLUB
JULY	16th	CAT TEXAS	TEXOMA	QUALIFIER
JULY	22nd	MIDDLE TENNESSEE	TIM'S FORD	CLUB
JULY	30th	EASTERN MISSOURI	MARK TWAIN LAKE(Jack&Jill)	CANCER BENEFIT
JULY	30th	SHOALS AREA	LAKE GUNTERSVILLE	OPEN
AUGUST	6th	CRAPPIE MASTERS	MARK TWAIN LAKE	MO ST Championship
AUGUST	13th	CENTRAL ALABAMA	ALABAMA RIVER/CAMDEN	QUALIFIER
AUGUST	13th	EASTERN MISSOURI	TRUMAN LAKE	3 MANM BUDDY
AUGUST	13th	CENTRAL ARKANSAS	LAME NIMROD	CLUB
AUGUST	19th	MIDDLE TENNESSEE	NORMANDY	CLUB
AUGUST	20th	CENTRAL OHIO	INDIAN LAKE	CLUB
AUGUST	20th	CRAPPIE MASTERS	TRUMAN LAKE	MO ST Championship
AUGUST	20th	WAPPAPELLO	WAPPAPELLO LAKE	CLUB
AUGUST	20th	CAT TEXAS	TAWAKONI	QUALIFIER
AUGUST	27th	SHOALS AREA	CEDAR CREEK LAKE	OPEN



Photo Contest



1st Place This Month!

Braeden Gunter: Biggest was 2.6lbs and 18"

Photo Contest



Honorable Mention

Angelo Davis
Los banos creek res . los banos ca .18 1/2 inch 3.10
lbs 19.21 inch 3.66 lbs pearl white lake forks



Honorable Mention

Elliott Dorris
Watts Bar Lake, Spring City Tennessee
13 inches

Don't forget to send in your recent photo by the 15th.

Crappie NOW e-magazine accepts color digital images for publication. A single photo will be selected after the 10th of each month for the next month's edition. The winner will be contacted via email with prize information.

Check out www.crappienow.com for more details.



Photo Contest



Honorable Mention
Eric Nelson St Johns River Florida 2lbs

Don't forget to send in your recent photo by the 15th.

Crappie NOW e-magazine accepts color digital images for publication. A single photo will be selected after the 10th of each month for the next month's edition. The winner will be contacted via email with prize information.

Check out www.crappienow.com for more details.

Photo Contest



Honorable Mention
Jamie White Grenada
Mississippi 2lb11oz

Honorable Mention
Sean Conrad
14" crappie, Menville IA



(Note that club news, results and schedules are taken from websites around the 10th of each month. Only those who provide information through their website or by email will have updated information and results included.) Fishermen, check with club/association for exact dates, changes, cancellations and rules.

Clubs/Regional Tournaments

MAGNOLIA CRAPPIE CLUB - MS
www.magnoliacrappieclub.com

CRAPPIE ANGLERS OF TEXAS (CAT)- TX
www.crappieanglersoftexas.com

WEST TENNESSEE CRAPPIE CLUB-WTCC -TN
www.westtennesseecrappieclub.com; also facebook

INDIANA SLAB MASTERS- IN
www.indianaslabmasters.com

MIDDLE TENNESSEE CRAPPIE CLUB -TN
middletennesseecrappieclub@gmail.com

SHOALS AREA CRAPPIE ASSOCIATION -AL
www.shoalscrappie.com shoalscrappie@yahoo.com

WEST ALABAMA CRAPPIE ASSOCIATION -AL
www.westalabamacrappie.com Tracy Humber 662-574-0649

SLAB MASTERS TOURNAMENT TRAIL -GA
www.slabmasterstournamenttrail.net

EASTERN MISSOURI CRAPPIE CLUB- MO
www.easternmocrappie.com

EASTERN BUCKEYE CRAPPIE CLUB -OH
Easternbuckeyecrappieclub@yahoo.com
www.easternbuckeyecrappieclub.com

WILLIAM'S CREEK CRAPPIE CLUB- TX
www.williamscreekrappieclub.com

WAPPAPELLO CRAPPIECLUB- MO
Facebook: Wappapello CrappieClub

GRAND LAKE CRAPPIE SERIES- OH
www.grandlakecrappieseries.com

COOSA RIVER CRAPPIE CLUB
Paul Whorton 205-821-8373
Joe Thomas 205-746-4409
(see facebook)

CRAPPIE BUCKS- TX
www.crappiebucks.com

CRAPPIE SLAYERS TOURNAMENT SERIES- MO
See the www.crappie.com MO-tournaments

CAPITAL CRAPPIE CLUB- MO
Mike 573-230-3058, Ben 573-694-3588



Marshall Albertson 573-690-2370

ARIZONIA CRAPPIE ASSOCIATION -AZ
www.azcrappie.com (forum)

BUCKEYE CRAPPIE CHALLENGE -OH
www.buckeyecrappiechallenge.com

NORTHEAST OHIO CRAPPIE CLUB -OH
www.northeastohiocrappieclub.com

SPRINGFIELD CRAPPIE CLUB- IL
www.springfieldcrappieclub.com

CRAPPIENUTZ- MS
www.crappieguys.com

CAROLINA CRAPPIE ASSOCIATION
www.carolinacrappieassociation.com 704-792-5022 raeudy@ctc.net



the **Best Crappie Fishing Reports**

the **Best Crappie Tackle**

the **Best Discounts**



Join for FREE at www.fishhound.com

Use Promo Code CNOW get a min of \$10 in gift cards emailed to you every month

Good Fishing

**See you
next month!!**

